



## Dynamic load mapping for movement evaluation

### pedar® key benefits for biomechanists:

- measure in-shoe pressure in high resolution using pedar®'s elastic and highly flexible insole in any footwear
- analyze static and dynamic pressure, and extend the measurement with pedarpad for dorsal assessments
- gain kinetic information about movement patterns and synchronize pedar® with other systems like 3D motion capture system, EMG, etc. for complete motion analysis

pedar®

*for in-shoe performance*

Use pedar® for **local load distribution** measurement to optimize performance and comfort for all daily activities.

Ensure **optimal force transmission** by capturing the interaction between foot, footwear and ground in high local resolution.



## Application package






The recommended system includes: 5 pair of insoles (different sizes), plidar electronics and pedar software.



## References and publications

### Published literature showing the applicability of pedar® for kinetic movement analysis

-  **External Feedback during Walking Improves Measures of Plantar Pressure in Individuals with Chronic Ankle Instability**  
Gait and Posture (Torp, D. M. et al., 2018)
-  **Effects of footwear on plantar load distributions in American football**  
Sports Biomechanics (Ford, K. R. 2017).
-  **Weight transfer analysis in adults with hemiplegia using ankle foot orthosis**  
Prosthetics and Orthotics International (Nolan, K. et al., 2011)

novel GmbH (Global, GER)  
Ismaninger Str. 51, 81675 Munich  
tel: +49 (89) 417767-0  
e-mail: sales@novel.de  
web: www.novel.de

novel electronics inc. (North America)  
3367 Babcock Blvd, Suite 101  
Pittsburgh, PA 15237  
tel: +1 (412) 755-0200  
e-mail: novelinc@novelusa.com  
web: www.novelusa.com